

ADOPTED
BUDGET IN BRIEF

Fiscal Year 2022/2023



TOWN OF
Blacksburg
VIRGINIA

INTRODUCTION

Dear Blacksburg Residents,

The annual budget presents the Town's financial plan for the upcoming year. The budget supports the broad array of quality services and initiatives the community expects, as well as supporting projects and programs to move Blacksburg forward. We are continuing to move important community initiatives forward even though the budget remains impacted by the COVID-19 pandemic and changing national and global economic conditions.

To ensure Blacksburg retains its vibrancy as an inviting community to residents, businesses, students, and visitors we will continue to focus on managing and planning for growth. We will also focus on programs and projects that will have a lasting impact on the community. Specific focus areas include housing, transportation, sustainability, and community wellbeing.

I would encourage you to spend time reviewing this Budget in Brief and explore the Adopted FY 2022/2023 Budget for more detailed information. Our entire budget can be found Online at blacksburg.gov/budget.

Marc Verniel
Town Manager



BLACKSBURG TOWN COUNCIL BUDGET SCHEDULE 2022

- MARCH 8** Recommended Budget Presentation to Town Council, 6:30 pm
- MARCH 15** Town Council Work Session, 11:00 am
- APRIL 5** Town Council Work Session, 11:00 am
- APRIL 12** Town Council Budget Public Hearing, 6:30 pm
- APRIL 19** Town Work Session, 11:00 am
- APRIL 26** Town Council Considers Adoption of the budget, 6:30 pm



BUDGET OVERVIEW

The purpose of the budget is to plan necessary operating and capital expenditures for the next fiscal year, July 1, 2022 through June 30, 2023.


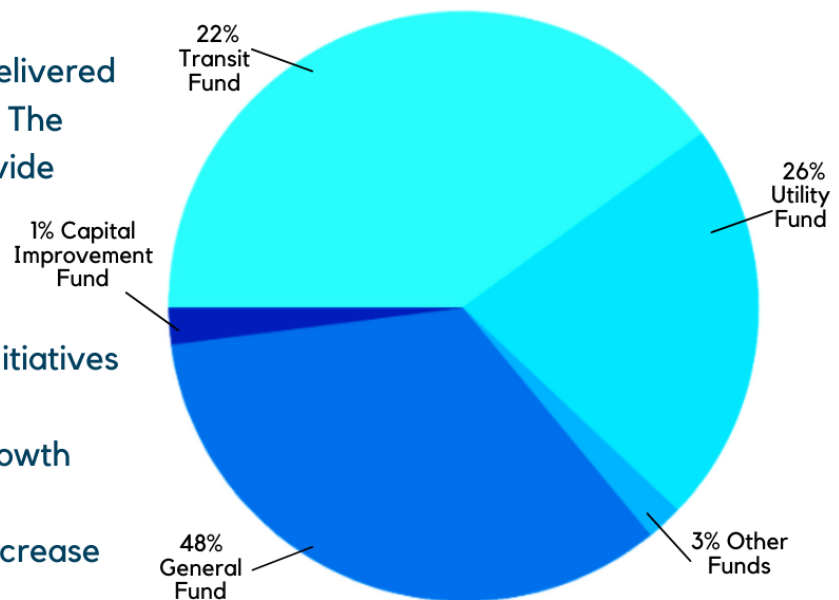
The budget is guided by:

- Town Council's Vision, Strategic Goals, and Community Values
- The Town's Principles of Sound Financial Management
- Town Budget Policies

The **FY 2023 Budget** supports hundreds of services that are delivered by eight operating departments. The total expenditure amount to provide these services is \$91.4 million.

POINTS OF INTEREST

- Supports Town services and initiatives
- Reflects economic conditions
- Residential and commercial growth
- Housing initiatives
- No proposed real estate tax increase



GENERAL FUND REVENUES

The Town's General Fund revenue comes from a variety of sources. Approximately 22.9% of all annual General Fund revenue is from Real Estate Taxes. The remaining revenue sources include licenses and permits, charges for service, and intergovernmental revenues.

MEALS TAX

For every \$10 of prepared food purchased consumers pay \$0.60 in meals tax.



SALES TAX

For every \$10 of purchases, residents, businesses, and visitors pay \$0.53 in sales tax. Of this amount the town receives \$0.01.



LICENSES AND PERMITS

INTERGOVERNMENTAL REVENUES

Revenue from the State and Federal government for grants, entitlements, and shared revenues.

TOWN RENTAL PROPERTY CHARGES

CHARGES FOR SERVICES



REAL ESTATE TAXES

For every \$100 of assessed property value, owners pay \$0.26 in Real Estate Taxes to the town, the county levies additional real estate taxes for schools and county-wide services.



HOTEL TAX

For every \$100 spent on a hotel room visitors pay \$7 in hotel tax.



SERVICES PROVIDED TO OTHER TOWN OPERATIONS

OTHER LOCAL TAXES

RECREATION, AQUATIC CENTER, AND GOLF COURSE FEES




MISCELLANEOUS REVENUES

Includes investment earnings, bond proceeds, and use of fund balance.

TOTAL: \$43.6M

GENERAL FUND EXPENSES

The General Fund pays for various services such as police, fire, rescue, and parks and recreation. For FY 2023, the total General Fund budget is \$43.6 million.



UTILITY FUNDS

The Town of Blacksburg provides public water, operates the sewer collection system, collects trash and recyclable materials, and manages the stormwater systems. Fees collected each month from customers pay for the services; no taxes are used. Because of significant infrastructure improvements to the water treatment plant, combined water and sewer rates are increasing \$0.68 per thousand gallons. Solid waste fees are increasing \$1.50 to \$28.50 per month.

WATER AND SEWER \$18.9M



SOLID WASTE AND RECYCLING \$2.7M



STORMWATER \$1.5M

TRANSIT FUND



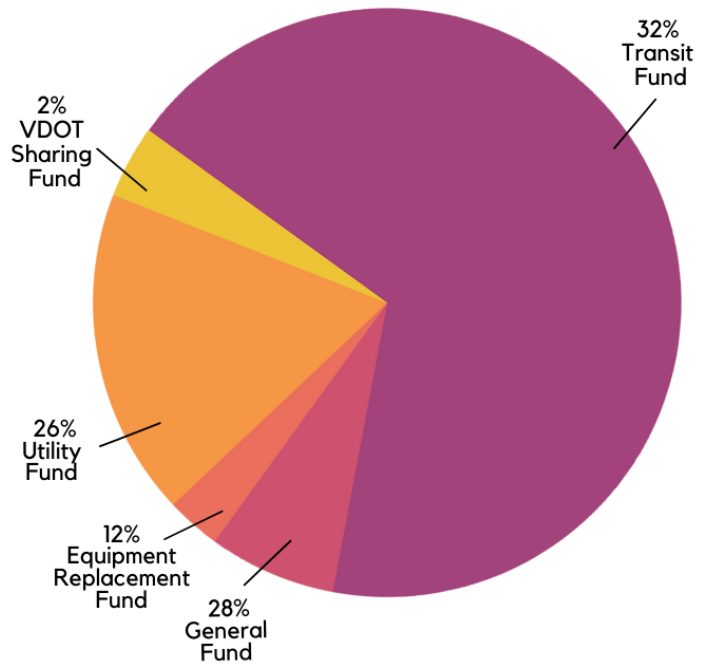
Blacksburg Transit, operated by the town, serves Blacksburg, Virginia Tech, and Christiansburg. Funding comes from Federal and State grants, in addition to local funds received from Virginia Tech and Christiansburg. The FY 2023 Transit budget is \$20.1 million.

FY 2023 CAPITAL IMPROVEMENT PROJECTS

The town prepares a Five-Year Capital Improvement Program (CIP) each year for significant infrastructure, equipment, and property acquisition. The CIP is a plan which takes into consideration projected growth, maintenance of existing infrastructure, and potential funding. The FY 2023 CIP includes \$24.1 million in projects.

MAJOR PROJECTS

- Prices Fork Road Pedestrian Improvements Design
- Sewershed Upgrades
- Business Incubator and Office Space Design
- Parks and Recreation Improvements
- Stormwater Design and Construction




BLACKSBURG-AT-A-GLANCE

TOWN OF BLACKSBURG			
INCORPORATION	GOVERNMENT	AREA	
March 22, 1871	Council - Manager	19.7 sq miles	
PUBLIC STREET MILES	WATER CUSTOMERS	WATER LINE MILES	SANITARY SEWER LINE MILES
332	9,605	188	137



PARKS AND RECREATION

- 500+ ACRES OF PARKS
- 250,000+ VISITORS PER YEAR, COMMUNITY AND AQUATIC CENTERS
- 100+ VISITORS PER DAY, DISC GOLF COURSE, SINCE OPENING NOVEMBER 2020
- 1,000+ PROGRAMS OFFERED EACH YEAR



POLICE DEPARTMENT

- 18,469 CALLS FOR SERVICE
- 66 POLICE VEHICLES
- 2 MOTORCYCLES
- 4 K-9 UNITS

RESCUE SQUAD


- 3,407 CALLS FOR SERVICE
- 8:05 MINUTE AVERAGE RESPONSE TIME

FIRE DEPARTMENT

- 1,139 CALLS FOR SERVICE
- 5:24 MINUTE AVERAGE RESPONSE TIME



WHEELS AND WAGONS ON PARADE



TOWN COUNCIL

TownCouncil@blacksburg.gov

Mayor

Leslie Hager-Smith

Vice Mayor

Michael Sutphin

Council Members

Susan Anderson

John Bush

Lauren Colliver

Jerry R. Ford, Jr

Susan Mattingly



www.blacksburg.gov

